

Site Usage

77,538 Visits

Previous: 69,797 (11.09%)

19.31% Bounce Rate

Previous: 20.31% (-4.93%)

1,004,867 Pageviews

Previous: 886,904 (13.30%)

00:12:38 Avg. Time on Site

Previous: 00:12:11 (3.61%)

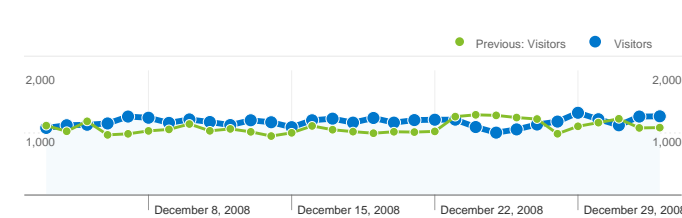
12.96 Pages/Visit

Previous: 12.71 (1.99%)

19.73% % New Visits

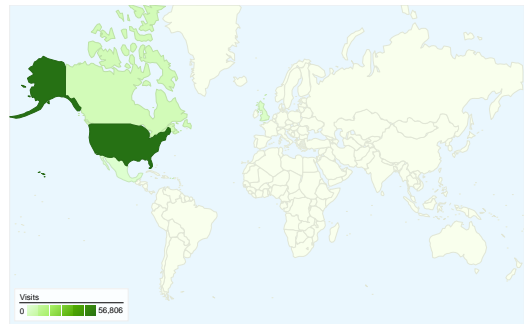
Previous: 20.06% (-1.64%)

Visitors Overview

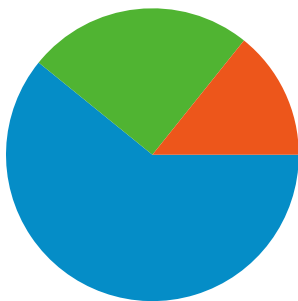


Visitors
17,779

Map Overlay world

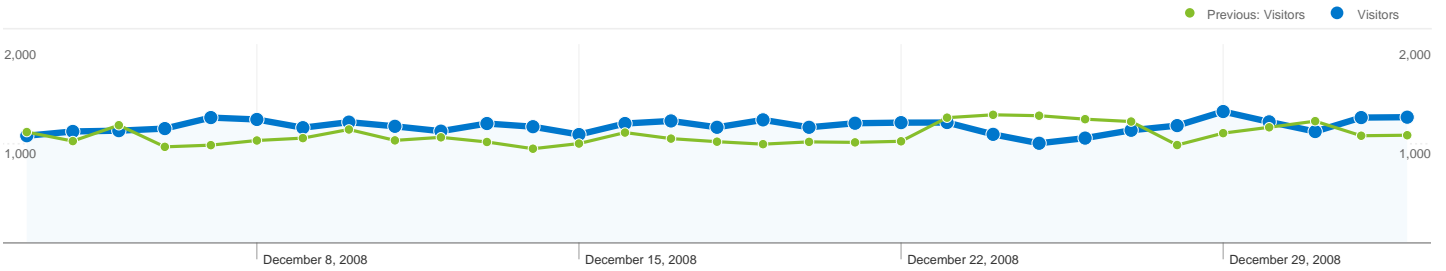


Traffic Sources Overview



- **Direct Traffic**
47,172.00 (60.84%)
- **Search Engines**
19,321.00 (24.92%)
- **Referring Sites**
11,045.00 (14.24%)

Content Overview		
Pages	Pageviews	% Pageviews
/home.do		
Dec 3, 2008 - Jan 2, 2009	105,892	10.54%
Nov 2, 2008 - Dec 2, 2008	97,511	10.99%
% Change	8.59%	8.59%
/pilotcenter.do		
Dec 3, 2008 - Jan 2, 2009	80,509	8.01%
Nov 2, 2008 - Dec 2, 2008	71,497	8.06%
% Change	12.60%	12.60%
/channel.do?id=General+Aviation+Discussion		
Dec 3, 2008 - Jan 2, 2009	71,365	7.10%
Nov 2, 2008 - Dec 2, 2008	68,541	7.73%
% Change	4.12%	4.12%
/channels.do		
Dec 3, 2008 - Jan 2, 2009	49,727	4.95%
Nov 2, 2008 - Dec 2, 2008	42,508	4.79%
% Change	16.98%	16.98%
/login.do		
Dec 3, 2008 - Jan 2, 2009	41,268	4.11%
Nov 2, 2008 - Dec 2, 2008	38,214	4.31%
% Change	7.99%	7.99%



17,779 people visited this site

77,538 Visits

Previous: 69,797 (11.09%)

17,779 Absolute Unique Visitors

Previous: 16,325 (8.91%)

1,004,867 Pageviews

Previous: 886,904 (13.30%)

12.96 Average Pageviews

Previous: 12.71 (1.99%)

00:12:38 Time on Site

Previous: 00:12:11 (3.61%)

19.31% Bounce Rate

Previous: 20.31% (-4.93%)

19.73% New Visits

Previous: 20.06% (-1.64%)

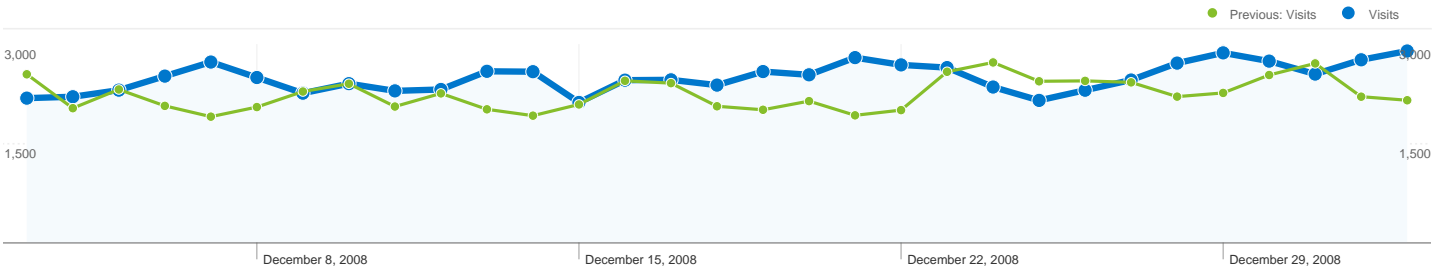
Technical Profile

Browser	Visits	% visits
Internet Explorer		
Dec 3, 2008 - Jan 2, 2009	40,127	51.75%
Nov 2, 2008 - Dec 2, 2008	37,304	53.45%
% Change	7.57%	7.57%
Firefox		
Dec 3, 2008 - Jan 2, 2009	31,154	40.18%
Nov 2, 2008 - Dec 2, 2008	27,937	40.03%
% Change	11.52%	11.52%

Connection Speed	Visits	% visits
Cable		
Dec 3, 2008 - Jan 2, 2009	37,104	47.85%
Nov 2, 2008 - Dec 2, 2008	33,811	48.44%
% Change	9.74%	9.74%
DSL		
Dec 3, 2008 - Jan 2, 2009	20,378	26.28%
Nov 2, 2008 - Dec 2, 2008	17,131	24.54%
% Change	18.95%	18.95%

Safari		
Dec 3, 2008 - Jan 2, 2009	2,932	3.78%
Nov 2, 2008 - Dec 2, 2008	1,987	2.85%
% Change	47.56%	47.56%
Chrome		
Dec 3, 2008 - Jan 2, 2009	2,078	2.68%
Nov 2, 2008 - Dec 2, 2008	1,661	2.38%
% Change	25.11%	25.11%
Opera		
Dec 3, 2008 - Jan 2, 2009	1,111	1.43%
Nov 2, 2008 - Dec 2, 2008	795	1.14%
% Change	39.75%	39.75%

Unknown		
Dec 3, 2008 - Jan 2, 2009	14,775	19.06%
Nov 2, 2008 - Dec 2, 2008	13,205	18.92%
% Change	11.89%	11.89%
T1		
Dec 3, 2008 - Jan 2, 2009	3,794	4.89%
Nov 2, 2008 - Dec 2, 2008	4,211	6.03%
% Change	-9.90%	-9.90%
Dialup		
Dec 3, 2008 - Jan 2, 2009	1,166	1.50%
Nov 2, 2008 - Dec 2, 2008	1,106	1.58%
% Change	5.42%	5.42%



All traffic sources sent a total of 77,538 visits



60.84% Direct Traffic

Previous: 61.76% (-1.49%)



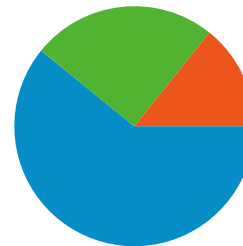
14.24% Referring Sites

Previous: 14.42% (-1.23%)



24.92% Search Engines

Previous: 23.82% (4.61%)



- **Direct Traffic**
47,172.00 (60.84%)
- **Search Engines**
19,321.00 (24.92%)
- **Referring Sites**
11,045.00 (14.24%)

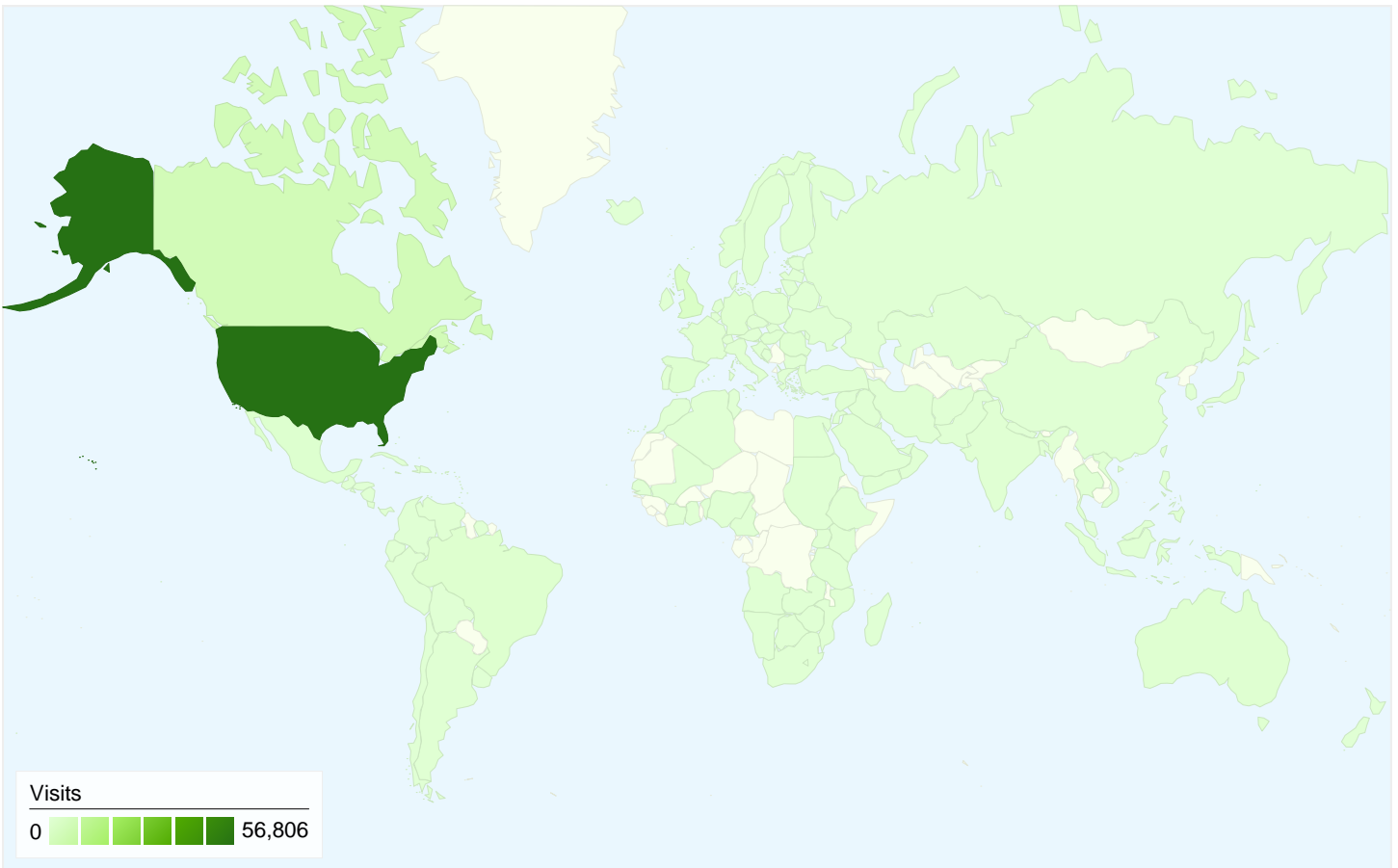
Top Traffic Sources

Sources	Visits	% visits
(direct) ((none))		
Dec 3, 2008 - Jan 2, 2009	47,172	60.84%
Nov 2, 2008 - Dec 2, 2008	43,105	61.76%
% Change	9.44%	9.44%
google (organic)		
Dec 3, 2008 - Jan 2, 2009	16,298	21.02%
Nov 2, 2008 - Dec 2, 2008	13,435	19.25%
% Change	21.31%	21.31%
yahoo (organic)		
Dec 3, 2008 - Jan 2, 2009	1,748	2.25%
Nov 2, 2008 - Dec 2, 2008	2,066	2.96%
% Change	-15.39%	-15.39%
dva2006.deltava.org (referral)		
Dec 3, 2008 - Jan 2, 2009	574	0.74%
Nov 2, 2008 - Dec 2, 2008	139	0.20%
% Change	312.95%	312.95%
webmail.aol.com (referral)		

Keywords	Visits	% visits
delta virtual airlines		
Dec 3, 2008 - Jan 2, 2009	3,434	17.77%
Nov 2, 2008 - Dec 2, 2008	3,015	18.13%
% Change	13.90%	13.90%
delta virtual		
Dec 3, 2008 - Jan 2, 2009	1,815	9.39%
Nov 2, 2008 - Dec 2, 2008	1,779	10.70%
% Change	2.02%	2.02%
virtual airlines		
Dec 3, 2008 - Jan 2, 2009	1,566	8.11%
Nov 2, 2008 - Dec 2, 2008	1,410	8.48%
% Change	11.06%	11.06%
deltava		
Dec 3, 2008 - Jan 2, 2009	1,516	7.85%
Nov 2, 2008 - Dec 2, 2008	1,199	7.21%
% Change	26.44%	26.44%
deltava.org		

Dec 3, 2008 - Jan 2, 2009	573	0.74%
Nov 2, 2008 - Dec 2, 2008	648	0.93%
% Change	-11.57%	-11.57%

Dec 3, 2008 - Jan 2, 2009	939	4.86%
Nov 2, 2008 - Dec 2, 2008	595	3.58%
% Change	57.82%	57.82%



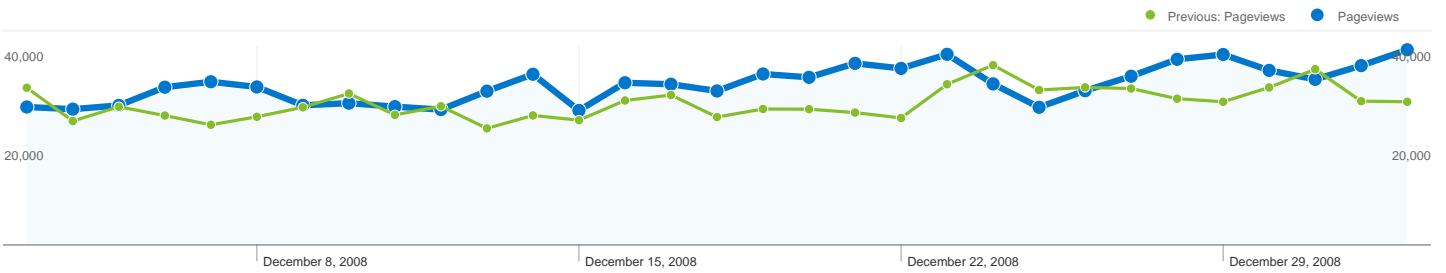
77,538 visits came from 153 countries/territories

Site Usage


Visits	Pages/Visit	Avg. Time on Site	% New Visits	Bounce Rate	
77,538 Previous: 69,797 (11.09%)	12.96 Previous: 12.71 (1.99%)	00:12:38 Previous: 00:12:11 (3.61%)	19.84% Previous: 20.15% (-1.55%)	19.31% Previous: 20.31% (-4.93%)	
Country/Territory	Visits	Pages/Visit	Avg. Time on Site	% New Visits	Bounce Rate
United States					
December 3, 2008 - January 2, 2009	56,806	13.69	00:13:28	18.00%	16.78%
November 2, 2008 - December 2, 2008	52,308	13.56	00:13:15	17.59%	17.90%
% Change	8.60%	0.93%	1.71%	2.34%	-6.30%
Canada					
December 3, 2008 - January 2, 2009	4,763	9.67	00:08:16	29.67%	32.86%
November 2, 2008 - December 2, 2008	4,236	9.16	00:06:44	37.37%	33.03%
% Change	12.44%	5.65%	22.84%	-20.62%	-0.51%
United Kingdom					
December 3, 2008 - January 2, 2009	2,242	11.19	00:09:00	28.81%	27.56%

November 2, 2008 - December 2, 2008	1,559	9.84	00:08:10	29.83%	24.89%
% Change	43.81%	13.66%	10.07%	-3.40%	10.76%
Puerto Rico					
December 3, 2008 - January 2, 2009	1,092	9.43	00:16:31	5.95%	27.93%
November 2, 2008 - December 2, 2008	500	7.94	00:10:39	10.80%	47.60%
% Change	118.40%	18.71%	55.08%	-44.89%	-41.32%
Mexico					
December 3, 2008 - January 2, 2009	970	24.10	00:15:50	6.91%	6.91%
November 2, 2008 - December 2, 2008	718	19.50	00:10:58	9.19%	11.70%
% Change	35.10%	23.63%	44.35%	-24.86%	-40.96%
Brazil					
December 3, 2008 - January 2, 2009	870	9.59	00:10:50	23.22%	20.11%
November 2, 2008 - December 2, 2008	676	10.01	00:09:34	28.70%	25.30%
% Change	28.70%	-4.20%	13.33%	-19.09%	-20.48%
Spain					
December 3, 2008 - January 2, 2009	660	11.09	00:09:55	13.03%	25.45%
November 2, 2008 - December 2, 2008	833	8.18	00:09:21	10.92%	28.45%
% Change	-20.77%	35.54%	5.96%	19.28%	-10.53%
Germany					
December 3, 2008 - January 2, 2009	535	11.39	00:07:58	45.42%	23.36%
November 2, 2008 - December 2, 2008	529	10.03	00:08:29	34.03%	24.39%
% Change	1.13%	13.54%	-6.05%	33.49%	-4.19%
Australia					
December 3, 2008 - January 2, 2009	513	11.83	00:11:19	24.95%	15.59%
November 2, 2008 - December 2, 2008	311	9.72	00:08:31	35.05%	18.33%
% Change	64.95%	21.71%	32.88%	-28.81%	-14.91%
Israel					
December 3, 2008 - January 2, 2009	492	12.32	00:07:35	10.77%	19.51%
November 2, 2008 - December 2, 2008	405	7.72	00:04:32	8.89%	25.93%
% Change	21.48%	59.55%	67.35%	21.19%	-24.74%

1 - 10 of 153



Pages on this site were viewed a total of 1,004,867 times

 **1,004,867** Pageviews

Previous: 886,904 (13.30%)

 **586,345** Unique Views

Previous: 516,121 (13.61%)

 **19.36%** Bounce Rate

Previous: 20.40% (-5.14%)

Top Content

Pages	Pageviews	% Pageviews
/home.do		
Dec 3, 2008 - Jan 2, 2009	105,892	10.54%
Nov 2, 2008 - Dec 2, 2008	97,511	10.99%
% Change	8.59%	8.59%
/pilotcenter.do		
Dec 3, 2008 - Jan 2, 2009	80,509	8.01%
Nov 2, 2008 - Dec 2, 2008	71,497	8.06%
% Change	12.60%	12.60%
/channel.do?id=General+Aviation+Discussion		
Dec 3, 2008 - Jan 2, 2009	71,365	7.10%
Nov 2, 2008 - Dec 2, 2008	68,541	7.73%
% Change	4.12%	4.12%
/channels.do		
Dec 3, 2008 - Jan 2, 2009	49,727	4.95%
Nov 2, 2008 - Dec 2, 2008	42,508	4.79%
% Change	16.98%	16.98%
/login.do		

Dec 3, 2008 - Jan 2, 2009	41,268	4.11%
Nov 2, 2008 - Dec 2, 2008	38,214	4.31%
% Change	7.99%	7.99%